

THE AUSTRALIAN STOCK HORSE SOCIETY LIMITED

PO Box 288, 48 Guernsey Street
SCONE NSW 2337 Australia

ABN 35 001 440 437



Australian Stock Horse



Telephone: 02 6545 1122 + 61 2 6545 1122
Facsimile: 02 6545 2165 + 61 2 6545 2165
Website: www.ashs.com.au
Email: info@ashs.com.au

EMBRYO TRANSFER FORM

**Resulting progeny born on or after 1st August 2006 must be DNA
Tested and Parentage Verified at time of Registration.**

EMBRYO RECOVERY

Number of Embryos recovered: Date Recovered:

Donor Mare: Reg No:

Mare Owner's Name: M/ship No:

Address:

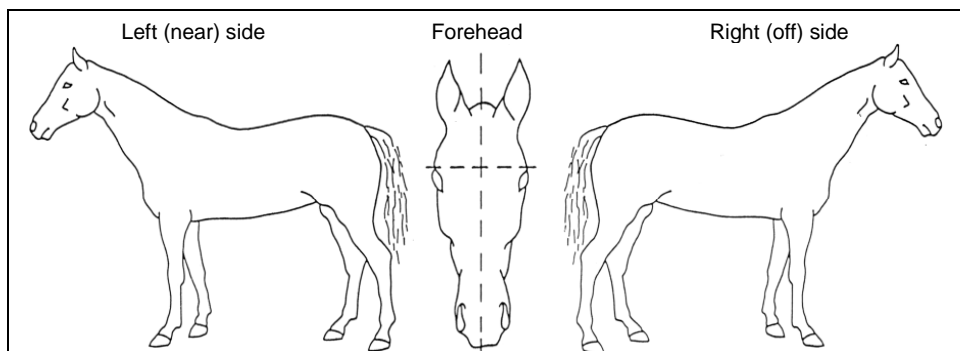
Colour:

Markings and Brands of Donor Mare:

DIAGRAM OF HORSE

On the diagram of the horse, all **brands** must be illustrated together with all **markings shaded in** clearly and accurately on both sides of the horse. Any **indentations, scars or hair whorls** must be indicated and labelled accordingly.

USE BLACK PEN ONLY



**Signature of
Veterinarian or Qualified Person:** **Date:**

EMBRYO TRANSFER REGULATIONS

The Society recommends that any member considering an embryo transfer programme should research the availability of a veterinarian or qualified person for this procedure, along with suitability of facilities, experience and success rate, as well as associated costs.

Members may breed a registered Australian Stock Horse mare and/or registered Australian Stock Horse stallion (Sire Registered, DNA Recorded) by natural service or artificial insemination for the purpose of an Embryo Transfer

The recipient mare need not be registered with the Society.

All **foals born on or after 1st August 2006**, resulting from an Embryo Transfer must be DNA Tested and Parentage Verified prior to registration. The DNA information pertaining to the sire and dam must be recorded or lodged with the Society. The following procedures will apply to the registration of the resultant foal:

The member must submit an Application for Registration together with payment of the registration and DNA recording fees. All details, including markings and brands must be completed on the form, together with advice that the horse resulted of an Embryo Transfer.

Once a name and identification number has been allocated for identification purposes, the Society will issue the member with a DNA kit for the horse to be registered.

Upon receipt of a DNA test indicating that the sire and dam qualifies, the registration would be duly processed. All other regulations in relation to registration and transfer would apply in the normal manner, except the proof of service requirements.

Should an anomaly be confirmed during the DNA testing process, there would be no refund and registration will be rejected.

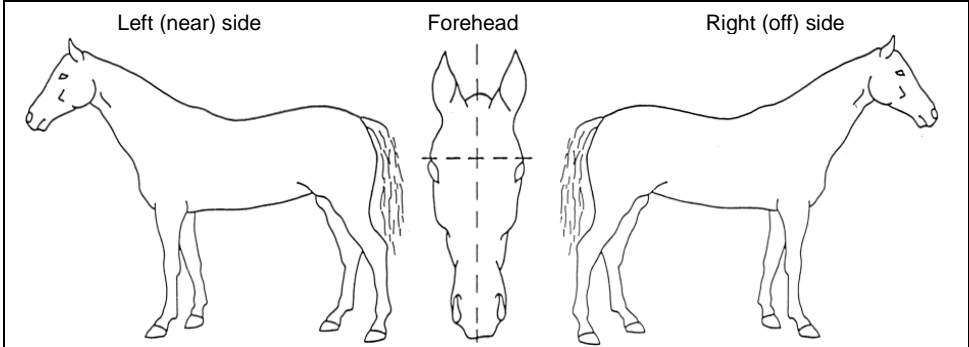
For all **foals born before 1st August 2006**, in the case of natural service, the Registered Owner of the stallion must complete the relevant section on an ASH Breeding Certificate, and in the case of artificial service, the owner of the semen must complete the relevant section of an ASH Breeding Certificate. Any past or present Registered Owner of a Stallion will be recognised by the Society as the owner of the semen and they are eligible to issue ASH Breeding Certificates for the supply of semen for Artificial Insemination. The Veterinarian or Qualified Person transferring the embryo must complete an Embryo Transfer Application. The mare owner retains the Embryo Transfer Application and submits it to the Society with the Application for Registration.

Members using the embryo transfer method may select their own Veterinarian or Qualified Person to transfer the embryo.

EMBRYO IMPLANT

Date Implanted: Pregnancy Test: Positive Negative
Recipient Mare: Breed:
Colour:
Markings and Brands of Recipient Mare:

DIAGRAM OF HORSE
On the diagram of the horse, all **brands** must be illustrated together with all **markings shaded in** clearly and accurately on both sides of the horse. Any **indentations, scars or hair whorls** must be indicated and labelled accordingly.
USE BLACK PEN ONLY

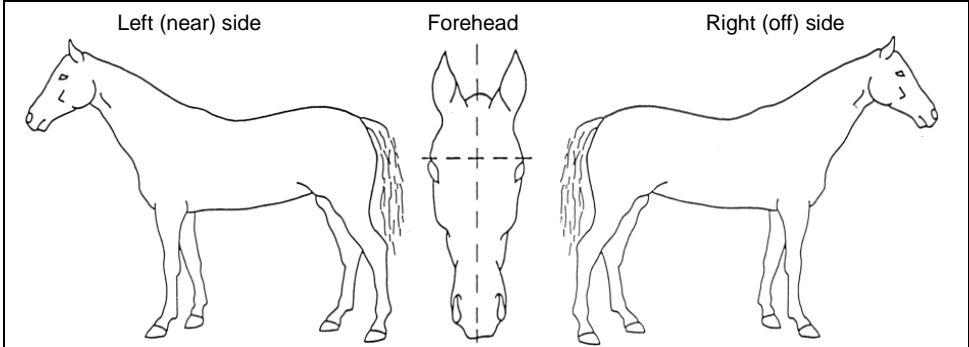


Signature of Veterinarian or Qualified Person: **Date:**

EMBRYO IMPLANT

Date Implanted: Pregnancy Test: Positive Negative
Recipient Mare: Breed:
Colour:
Markings and Brands of Recipient Mare:

DIAGRAM OF HORSE
On the diagram of the horse, all **brands** must be illustrated together with all **markings shaded in** clearly and accurately on both sides of the horse. Any **indentations, scars or hair whorls** must be indicated and labelled accordingly.
USE BLACK PEN ONLY

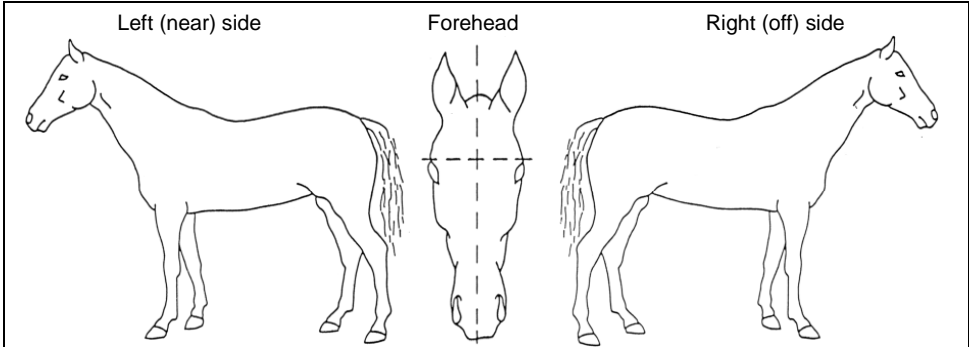


Signature of Veterinarian or Qualified Person: **Date:**

EMBRYO IMPLANT

Date Implanted: Pregnancy Test: Positive Negative
Recipient Mare: Breed:
Colour:
Markings and Brands of Recipient Mare:

DIAGRAM OF HORSE
On the diagram of the horse, all **brands** must be illustrated together with all **markings shaded in** clearly and accurately on both sides of the horse. Any **indentations, scars or hair whorls** must be indicated and labelled accordingly.
USE BLACK PEN ONLY



Signature of Veterinarian or Qualified Person: **Date:**