

LED

Horses in Led ASH classes are assessed on their type (the Standard of Excellence), conformation, movement, temperament and presentation.

The horse should show the qualities and type that define the breed (the Standard of Excellence).

The horse's body should be balanced in accordance with the size of the horse, and it should possess a calm temperament and a good nature.

The objectives of Led ASH classes are to provide opportunities for Members who currently own or breed Australian Stock Horses, to compare their horse's type, conformation, temperament and movement, as well as good horsemanship and showmanship skills.

The aim of Led ASH classes is to promote the Breed through striving to uphold and maintain the Standard of Excellence, which each horse should be assessed against.

The Led Scoring System has been adopted to give a breakdown of points allocated for a total score out of 100.

The Scoring System can be used in any Led class, but it is most important that it be used in Futurity and Challenge events including a Led section.



Australian Stock Horse
SOCIETY

ASHS LED PATTERNS – SCORING SYSTEM

LED SECTION	Possible Maximum Points	Allocated Points
TYPE: Standard of Excellence	50	
CONFORMATION:	15	
MOVEMENT:	15	
TEMPERAMENT: Manners	15	
PRESENTATION:	5	
TOTAL SCORE:	100	/100
COMPETITOR NAME:		
HORSE NAME/ NO:		

CONFORMATION/ MOVEMENT/ TEMPERAMENT

POOR	SATISFACTORY	EXCELLENT
0	5	10
		15

TYPE

OFF -TYPE	INSUFFICIENT	GOOD	VERY GOOD	EXCELLENT
0	10	20	30	40
				50

PRESENTATION

POOR	EXCELLENT
1	2
	3
	4
	5

The Australian Stock Horse Standard of Excellence

- Head alert and intelligent with broad forehead, full, well-set eyes, wide nostrils. A fine, clean gullet, allowing plenty of breathing room.
- A good length of rein, well set into the shoulder.
- Sloping shoulder, not too heavily muscled, a well-defined wither slightly higher than the croup.
- Deep chest, not too wide in proportion, but showing plenty of heart room.
- Ribs well sprung and back strong and of medium length in proportion.
- In forelegs, forearms well developed, cannon bones slightly flat, pasterns short and slightly sloping.
- Hindquarters strong, rounded and well-muscled, nicely sloping to give a full line from croup to hock. Hocks broad, flat and clean, the cannon relatively short with well-defined tendons. The hind legs well under when standing.
- The hooves hard and in proportion to the size of the horse with a wide heel and feet straight.
- Preferred heights between 14 and 16 hands.



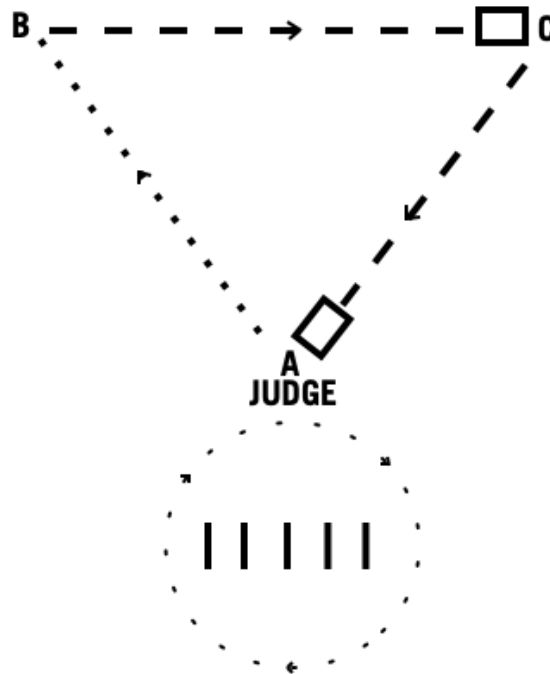
From the Events Rules & Regulations (Section 4, Page 2):

Horses in Led ASH classes are assessed on their type, conformation, temperament, movement and presentation (the Standards of Excellence). The horse should show the qualities and type that define the breed. The horse's body should be balanced in accordance with the size of the horse and it should possess a calm temperament and good nature.

LED – LP1

Event _____ Class _____

Horse _____ Rider _____



1	All horses will Walk the ring clockwise of the Judge for an overview. Horses selected for final consideration will line up in centre of ring behind the Judge.
2	Each horse will Walk forward for closer inspection. Horses will commence from A. Walk out to marker B, trot across to marker C.
3	Halt and stand in profile to the Judge for a few seconds. Trot back to marker A. Halt in front of Judge before returning to the line up.
<p><i>Consideration will be given to Type, Conformation, Movement, Temperament & Presentation as per the Led Scoring System.</i></p>	

Score	/ 100
-------	-------

Judge: _____ **Date:** _____

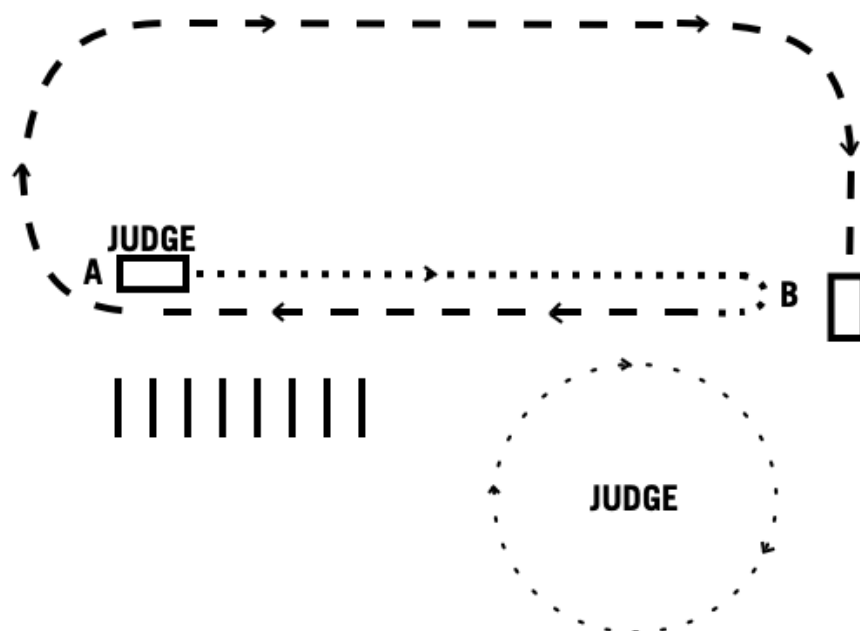


Australian Stock Horse
SOCIETY

LED – LP2

Event _____ Class _____

Horse _____ Rider _____



1	Walk entire class on circle in a clockwise direction of the Judge for an overview.
2	Halt entire class in line in ring or to one side.
3	Each horse individually to be presented to the Judge at A for closer inspection. Walk horse to B turning right and trotting straight back to the Judge and passing the Judge and continuing at trot around entire area. Halt. Then re-join the line up.
4	All horses will stand in line up for final selection.
5	Place getters will walk forward to be presented.
<i>Consideration will be given to Type, Conformation, Movement, Temperament & Presentation as per the Led Scoring System.</i>	

Score	/ 100
-------	-------

Judge: _____ Date: _____

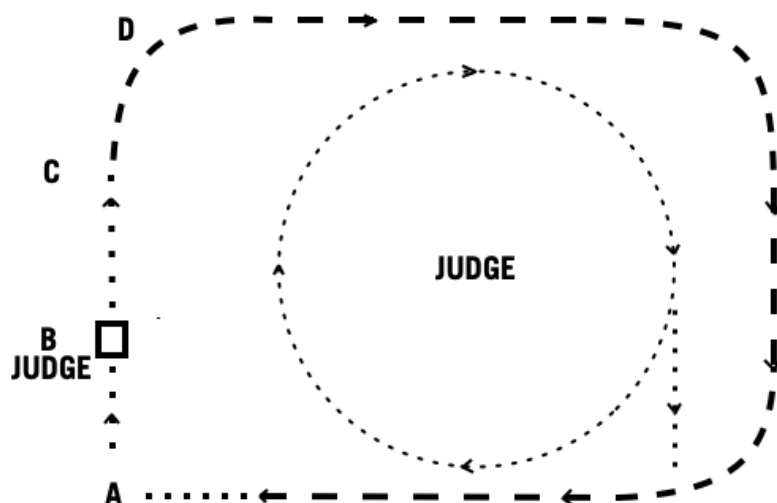


Australian Stock Horse
SOCIETY

LED – LP3

Event _____ Class _____

Horse _____ Rider _____



Progressive Judging System	
1	Every horse to be Judged individually. Horses enter the ring in single file and walk in a clockwise direction of the Judge for an overview.
2	All horses will form a line behind ring with first horse on marker A. At Judges instruction the horse is walked straight to the Judge and stops at marker B, to be stood and presented to the Judge for closer inspection.
3	The horse will be walked away from Judge to marker C and trot straight toward marker D, turn right and continue in large half circle at trot to join the back of the line.
4	Each horse will progressively move forward to marker A and wait Judges instruction.
5	At completion of the last horse to work, the horses should already be in a line nose to tail in profile for Judges final inspection and selection.
<i>Consideration will be given to Type, Conformation, Movement, Temperament & Presentation as per the Led Scoring System.</i>	

Score	/ 100
-------	-------

Judge: _____ Date: _____